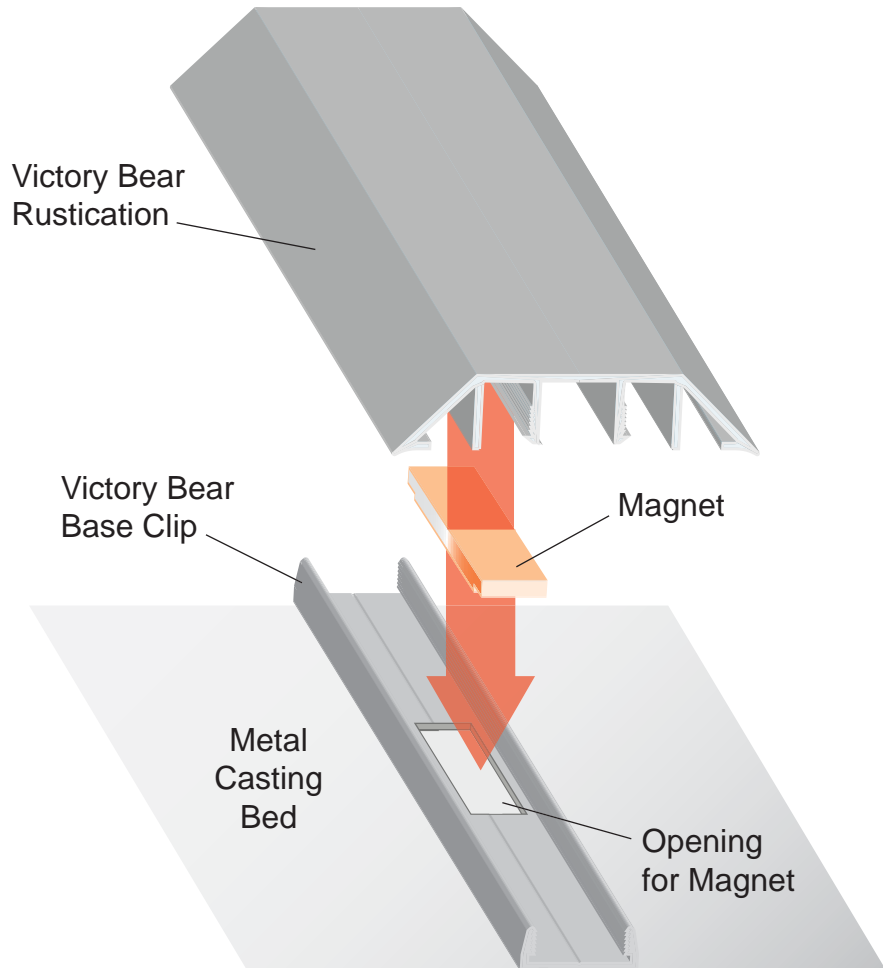


# M A G N E T I C   B A S E   C L I P

## *New for Precasters--Victory Bear's Magnetic Base Clip System!*

Victory Bear's Rustication and Base Clip system is now a perfect choice for your metal precast beds thanks to our new Magnetic Base Clip. This system combines the superior Victory Bear finish with powerful magnets to securely fasten the forms to your bed.



### Features & Benefits

- **Save Time and Money** – Our specially-designed magnets are reusable, and install quickly and easily with the special Base Clip. Victory Bear Rustications and Chamfers use a patented **Flex Edge Seal**, virtually eliminating the need to caulk while creating sharp, crisp lines. Without caulk, cleanup is easier than ever!
- **The Victory Bear System** – Can be used with any size Victory Bear Rustication that uses the Base Clip system.
- **Easy Installation** – Simply place the special Base Clip on the casting surface and secure with the magnets.

Fukuvi USA, Inc.  
**Victory Bear Products**  
 7631 Progress Court  
 CenterPoint 70 Commerce Park  
 Huber Heights, OH 45424

[www.fukuvi-usa.com](http://www.fukuvi-usa.com)  
[www.victorybear.com](http://www.victorybear.com)



**MADE IN USA**

**Customer Support**  
 (937) 236-7288 ext. 247/231  
[aheskett@fukuvi-usa.com](mailto:aheskett@fukuvi-usa.com)  
[jdresel@fukuvi-usa.com](mailto:jdresel@fukuvi-usa.com)  
 Fax: (937) 236-7289

For Precast  
 Construction





# MAGNETIC BASE CLIP

For Precast  
Construction


## Installation

- **Step 1** – Place the special Base Clip on the casting bed according to the planned reveal layout.



- **Step 2** – Secure the Base Clip to the casting bed by placing the magnets in each of the Base Clip's rectangular openings. The magnetic surface should make direct contact with the casting bed.

- **Step 3** – Press one end of the rustication's interlocking-tooth grip into the end of the Base Clip.



- **Step 4** – Press the entire length of the rustication into the Base Clip.

- **Step 5** – Check to ensure that the interlocking grips are fully engaged and the Flex Edge Seal is pressed firmly against the casting bed.  
**Note: it is not necessary to caulk along the edges of the rustication.**



Fukuvi USA, Inc.  
Victory Bear Products  
7631 Progress Court  
CenterPoint 70 Commerce Park  
Huber Heights, OH 45424

www.fukuvi-usa.com  
www.victorybear.com



**MADE IN USA**

**Customer Support**  
(937) 236-7288 ext. 247/231  
aheskett@fukuvi-usa.com  
jdresel@fukuvi-usa.com  
Fax: (937) 236-7289

