


For Precast  
& Tilt-up  
Construction



## **BULLNOSE** (3/4 Inch Bullnose & Rustications)

Victory Bear is an innovative concrete product supplier with deep roots in the tilt-up, pre-cast, and cast-in-place industries. We offer the most complete line of tilt-up profiles in the industry. Our base clip design makes our rustications and bulkheads reusable .

Our rustications and chamfers produce the cleanest and sharpest finishes in the industry. Victory Bear is a leader in innovative exterior, concrete designs – creating products, for now and for the future, that will provide the tilt-up and pre-cast industry with unique profiles. Our products provide flexibility to designers to allow for a variety of design configurations in a variety of building types.



### Features & Benefits

- **100% PVC Reduces Costs** – PVC virtually eliminates concrete pitting caused by wood-wicking. It also eliminates discoloration caused by wood sugars. It almost entirely eliminates the need for grinding and patching, saving you man-hours or subcontractor expense.
- **Patented “Flexible Edge Seal”** – Our patented Flexible Edge Seal fits tightly against the casting surface, preventing concrete seepage while creating sharp, crisp lines.
- **Hidden Fastening System** – With Victory Bear there are no finish blemishes from screw heads or excess glue. All screws and glue remnants are hidden under the surface for a sharp, glass-like finish.
- **Enhanced Appearance** – Bullnose provides an enhanced look and feel to your finished project.



**Fukuvi USA, Inc.**  
**Victory Bear Products**  
7631 Progress Court  
CenterPoint 70 Commerce Park  
Huber Heights, OH 45424

[www.fukuvi-usa.com](http://www.fukuvi-usa.com)  
[www.victorybear.com](http://www.victorybear.com)





**MADE IN USA**

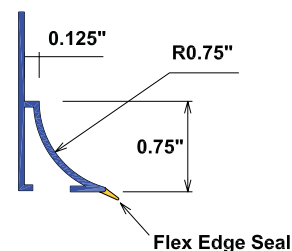
**Customer Support**  
(937) 236-7288 ext. 247/231  
[aheskett@fukuvi-usa.com](mailto:aheskett@fukuvi-usa.com)  
[jdresel@fukuvi-usa.com](mailto:jdresel@fukuvi-usa.com)  
Fax: (937) 236-7289

For Precast  
& Tilt-up  
Construction

## BULLNOSE (3/4 Inch Bullnose & Rustications)



### BullNose Single Chamfer



### Installation

#### Rustication:

- **Step 1** – Open “Snap Rustication” and align reveal on casting surface. Attach with tap-con.
- **Step 2** – Close “Snap Rustication”.
- **Step 3** – If using adhesive or tape, apply adhesive or tape to casting slab at the centerline of reveal.
- **Step 4** – Align rustication and press firmly into place.

#### Bullnose:

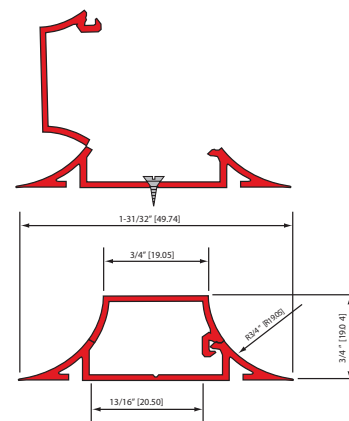
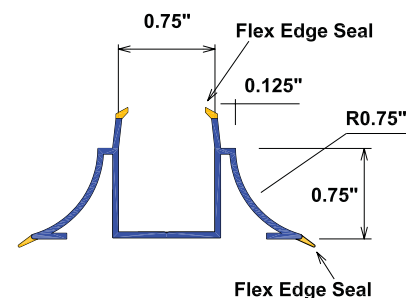
- **Step 1** – Fasten the bullnose in place using fastener, tape or adhesive.
- **Step 2** – Check to ensure that the bullnose flex-edge seal is pressed firmly against the casting surface.
- **Step 3** – Insert lumber along the length. For wood that is swollen beyond standard dimensions, insert one side first against the flex edge then roll the other side into the channel.
- **Step 4** – For Single bullnose, Align bullnose along form and casting surface. Press firmly against both and staple or nail into place. Nail guns are NOT recommended.

#### Coefficient of Linear Expansion:

.0132 inches per degree F

**Storage:** Materials should be stored on a flat surface out of direct sunlight. Pieces can be stacked, but should be stored fully supported to keep them from warping.

### BullNose Double Chamfer



Fukuvi USA, Inc.  
Victory Bear Products  
7631 Progress Court  
CenterPoint 70 Commerce Park  
Huber Heights, OH 45424

www.fukuvi-usa.com  
www.victorybear.com



**MADE IN USA**

**Customer Support**  
(937) 236-7288 ext. 247/231  
aheskett@fukuvi-usa.com  
jдресel@fukuvi-usa.com  
Fax: (937) 236-7289